



**ABAX  
KINGFISHER**



## **PLANTATION**

### **PRODUCT DATA SPECIFICATION**

Due to Constant innovation, products may be subject to design and specification changes without notice. Copyright © 2024

**Phone:** 1300 300 369  
**Email:** [info@abaxkf.com.au](mailto:info@abaxkf.com.au)

**EDUCATION, LIBRARY  
& OFFICE FURNITURE**

**Web:** [abaxkf.com.au](http://abaxkf.com.au)  
**ABN:** 79 064 734 505

## Plantation Desk

Description			
DIMENSIONS	<u>Top Width</u>	<u>Top Depth</u>	<u>Height</u>
	1200mm	600mm	720mm
	1500mm	750mm	
	1600mm	800mm	
	1800mm		
TOP	The top is constructed from 25mm E0 melamine with matching ABS Edging		
FRAME	The frame is constructed from solid wood		
ADJUSTMENT	25mm height adjustable each foot		
FEATURES	Optional modesty panel Modern slick design Perfect for offices, staff rooms, universities and healthcare 160Kg Weight Rating		
WARRANTY	10 Years		
LEAD TIME	49 Days		
FINISH	<u>Top</u> White <u>rame</u> New Oak		
CUSTOMISABLE	This desk can be customized in size and colour please don't hesitate to contact us to find out more about customizing the Plantation Desk! Call us on 1300 300 369		
ACCESSORIES	If you would like to add cable management, screens or other accessories please don't hesitate to contact our friendly staff to find out more about the Plantation Desk!! Call us on 1300 300 369		

## Configurations



## Screen Options

Due to Constant innovation, products may be subject to design and specification changes without notice. Copyright © 2024

## Acoustic Screens Designs:



Slide on Screen



Single Wrap Screen



Double Wrap Screen



Clamp on Screen

## Acoustic Screens Colours:



**W**

White



**MG**

Marble Grey



**PM**

Pacific Marble



**SGR**

Slate Grey



**GRY**

Grey



**CG**

Charcoal Grey



**BLK**

Black



**LB**

Light Beige



**DB**

Dark Beige



**N**

Natural



**MN**

Medium Natural



**DN**

Dark Natural



**BR**

Brown



**PK**

Pink



**CP**

Coral Pink



**RP**

Royal Pink



**PB**

Pacific Blue



**SB**

Sky Blue



**CB**

Cobalt Blue



**BLU**

Blue



**DBL**

Dark Blue



**PLE**

Purple



**DPLE**

Dark Purple



**Y**

Yellow

Due to C

Phone:  
Email:

2024

l.com.au  
734 505




Due to Constant innovation, products may be subject to design and specification changes without notice. Copyright © 2024

### Studio50 Screen Designs:



Return Screen Panel



Desk Mounted Screen

### Studio50 Screens Colours:

#### Splice Range:



Grey



Charcoal



Black



Blue



Yellow



Green



Orange



Red



Lagoon



Fossil




Salmon



Sandcastle

Due to Constant innovation, products may be subject to design and specification changes without notice. Copyright © 2024

**Breathe Range:**



Navy  
(CM509)



Steel Blue  
(CM513)



Royal Blue  
(CM508)



Sky Blue  
(CM507)



Baby Blue  
(CM506)



Fern Green  
(CM512)



Lime Green  
(CM503)



Plum  
(CM514)



Ruby Red  
(CM515)



Tomato Red  
(CM501)



Bright Orange  
(CM502)



Burnt Orange  
(CM511)




Black  
(CM516)



Slate Grey  
(CM510)



Alloy Grey  
(CM505)



Camel  
(CM504)

Due to Constant innovation, products may be subject to design and specification changes without notice. Copyright © 2024

## Radius 18 Screen Design



Hung Screen



Spine Screen

## Radius 18 Screen Colour:

### Splice Range:



Due to Constant innovation, products may be subject to design and specification changes without notice. Copyright © 2024

## Breathe Range:



Due to Constant innovation, products may be subject to design and specification changes without notice. Copyright © 2024