



ABAX KINGFISHER



NIMBLE PRODUCT DATA SPECIFICATION

Due to Constant innovation, products may be subject to design and specification changes without notice. Copyright © 2024

Phone: 1300 300 369
Email: info@abaxkf.com.au

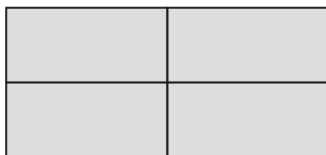
EDUCATION, LIBRARY
& OFFICE FURNITURE

Web: abaxkf.com.au
ABN: 79 064 734 505

Nimble Shared Desks – Double Sided Workspace

Description		
DIMENSIONS	<p>Top Size</p> <p>2@ 1200mmW x 600mmD</p> <p>2@ 1200mmW x 750mmD</p> <p>2@ 1200mmW x 800mmD</p> <p>2@ 1500mmW x 600mmD</p> <p>2@ 1500mmW x 750mmD</p> <p>2@ 1500mmW x 800mmD</p>	<p>2@ 1600mmW x 600mmD</p> <p>2@ 1600mmW x 750mmD</p> <p>2@ 1600mmW x 800mmD</p> <p>2@ 1800mmW x 600mmD</p> <p>2@ 1800mmW x 750mmD</p> <p>2@ 1800mmW x 800mmD</p>
	<p>Fixed Height: 715mm</p> <p>Winder and Electric Height: 685 – 1130mm</p>	
TOP	The top is constructed from 25mm E0 melamine with matching ABS Edging	
FRAME	The frame is constructed from heavy duty steel	
ADJUSTMENT	The Winder frame and Electric frame adjust in height by 445mmH making the desk usable whilst sitting or standing	
FEATURES	<p>Modern slick design</p> <p>Perfect for offices, staff rooms, universities and healthcare</p> <p>140Kg Weight Rating for electric desk</p> <p>160Kg Weight Rating for winder and Fixed Desk</p>	
WARRANTY	10 Years	
LEAD TIME	49 Days	
FINISH	Top	Frame
	<p>White</p> <p>New Oak</p>	<p>White Powdercoat</p> <p>Black Powdercoat</p>
CUSTOMISABLE	This desk can be customized in size and colour please don't hesitate to contact us to find out more about customizing the Nimble Desk! Call us on 1300 300 369	
ACCESSORIES	If you would like to add cable management, screens or other accessories please don't hesitate to contact our friendly staff to find out more about the Nimble Desk!! Call us on 1300 300 369	

Workstation Configurations



Due to Constant innovation, products may be subject to design and specification changes without notice. Copyright © 2024

Screen Options

Acoustic Screens Designs:



Slide on Screen



Single Wrap Screen



Double Wrap Screen



Clamp on Screen

Acoustic Screens Colours:



Due to Constant innovation, products may be subject to design and specification changes without notice. Copyright © 2024



Due to Constant innovation, products may be subject to design and specification changes without notice. Copyright © 2024

Studio50 Screen Designs:



Return Screen Panel



Desk Mounted Screen

Studio50 Screens Colours:

Splice Range:



Due to Constant innovation, products may be subject to design and specification changes without notice. Copyright © 2024

Breathe Range:



N
Navy
(CM509)



ST
Steel Blue
(CM513)



RB
Royal Blue
(CM508)



SB
Sky Blue
(CM507)



BB
Baby Blue
(CM506)



FG
Fern Green
(CM512)



LG
Lime Green
(CM503)



P
Plum
(CM514)



R
Ruby Red
(CM515)



TR
Tomato Red
(CM501)



BRO
Bright Orange
(CM502)



BUO
Burnt Orange
(CM511)




B
Black
(CM516)



SG
Slate Grey
(CM510)



AG
Alloy Grey
(CM505)



C
Camel
(CM504)

Due to Constant innovation, products may be subject to design and specification changes without notice. Copyright © 2024

Radius 18 Screen Design



Hung Screen



Spine Screen

Radius 18 Screen Colour:

Splice Range:



Due to Constant innovation, products may be subject to design and specification changes without notice. Copyright © 2024

Breathe Range:



Navy
(CM509)



Steel Blue
(CM513)



Royal Blue
(CM508)



Sky Blue
(CM507)



Baby Blue
(CM506)



Fern Green
(CM512)



Lime Green
(CM503)



Plum
(CM514)



Ruby Red
(CM515)



Tomato Red
(CM501)



Bright Orange
(CM502)



Burnt Orange
(CM511)




Black
(CM516)



Slate Grey
(CM510)



Alloy Grey
(CM505)



Camel
(CM504)

Due to Constant innovation, products may be subject to design and specification changes without notice. Copyright © 2024