



# ABAX KINGFISHER



## NIMBLE PRODUCT DATA SPECIFICATION

Due to Constant innovation, products may be subject to design and specification changes without notice. Copyright © 2024

**Phone:** 1300 300 369  
**Email:** [info@abaxkf.com.au](mailto:info@abaxkf.com.au)

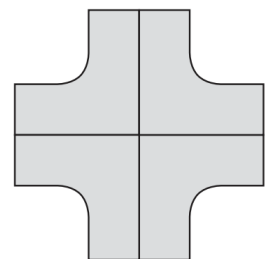
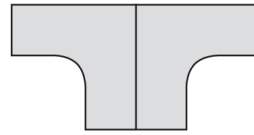
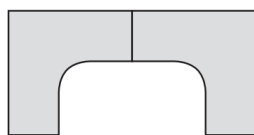
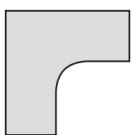
**EDUCATION, LIBRARY  
& OFFICE FURNITURE**

**Web:** [abaxkf.com.au](http://abaxkf.com.au)  
**ABN:** 79 064 734 505

## Nimble 90° Workstation

Description							
<b>DIMENSIONS</b>	<p><b>1 User Fixed Desk</b></p> <p>1800mm/ 1800mmW x 600mmD</p> <p>1800mm/ 1800mmW x 750mmD</p> <p><b>1 User Winder and Electric Height Adjustment Desk</b></p> <p>1800mm/ 1800mmW x 600mmD x 685mm - 1130mmH</p> <p>1800mm/ 1800mmW x 750mmD x 685mm - 1130mmH</p>						
	<p><b>2 User – 600mmD</b></p> <p><b>Overall Dimensions:</b> 3070/ 1370mmW x 1800mmD</p> <p><b>Per Desk Dimensions:</b> 1800mmW x 600mmD</p> <p><b>2 User – 750mmD</b></p> <p><b>Overall Dimensions:</b> 3670/ 1470mmW x 1800mmD</p> <p><b>Per Desk Dimensions:</b> 1800mmW x 750mmD</p>						
	<p><b>Fixed Desk Height:</b> 715mmH</p> <p><b>Winder &amp; Electric Desk Height:</b> 685mm – 1130mmH</p>						
<b>TOP</b>	The top is constructed from 25mm E0 melamine with matching ABS Edging						
<b>FRAME</b>	The frame is constructed from heavy duty steel						
<b>ADJUSTMENT</b>	The Winder frame and Electric frame adjust in height by 445mm, making the desk usable while sitting or standing						
<b>FEATURES</b>	<p>Modern slick design</p> <p>Perfect for offices, staffrooms, universities and healthcare</p> <p>140Kg Weight Rating for electric desk</p> <p>160Kg Weight Rating for winder and Fixed Desk</p>						
<b>WARRANTY</b>	10 Years						
<b>LEAD TIME</b>	49 Days						
<b>FINISH</b>	<table border="0"> <tr> <td><b>Top</b></td> <td><b>Frame</b></td> </tr> <tr> <td>White</td> <td>White Powdercoat</td> </tr> <tr> <td>New Oak</td> <td>Black Powdercoat</td> </tr> </table>	<b>Top</b>	<b>Frame</b>	White	White Powdercoat	New Oak	Black Powdercoat
<b>Top</b>	<b>Frame</b>						
White	White Powdercoat						
New Oak	Black Powdercoat						
<b>CUSTOMISABLE</b>	This desk can be customized in size and colour please don't hesitate to contact us to find out more about customizing the Nimble Desk! Call us on 1300 300 369						
<b>ACCESSORIES</b>	If you would like to add cable management, screens or other accessories please don't hesitate to contact our friendly staff to find out more about the Nimble Desk!! Call us on 1300 300 369						

### Configurations:



Due to Constant innovation, products may be subject to design and specification changes without notice. Copyright © 2024

## Screen Options

### Acoustic Screens Designs:




Slide on Screen



Single Wrap Screen



Double Wrap Screen



Clamp on Screen

### Acoustic Screens Colours:



White



Marble Grey



Pacific Marble



Slate Grey



Grey



Charcoal Grey



Black



Light Beige



Dark Beige



Natural



Medium Natural



Dark Natural



Brown



Pink



Coral Pink



Royal Pink



Pacific Blue



Sky Blue



Cobalt Blue

Due to Constant innovation, products may be subject to design and specification changes without notice. Copyright © 2024



**BLU**

Blue



**DBL**

Dark Blue



**PLE**

Purple



**DPLE**

Dark Purple



**Y**

Yellow



**JY**

Jaisalma Yellow



**BG**

Banana Green



**MBG**

Moss Banana



**G**

Green



**DG**

Dark Green



**PG**

Peacock Green



**DPG**

Dark Peacock  
Green



**O**

Orange



**R**

Red



**DR**

Dark Red



**M**

Maroon



**DM**

Dark Maroon

Due to Constant innovation, products may be subject to design and specification changes without notice. Copyright © 2024



**Studio50 Screen Designs:**



Return Screen Panel



Desk Mounted Screen

**Studio50 Screens Colours:**

**Splice Range:**



Grey



Charcoal



Black



Blue



Yellow



Green



Orange



Red



Lagoon



Fossil



Salmon



Sandcastle

Due to Constant innovation, products may be subject to design and specification changes without notice. Copyright © 2024

## Breathe Range:



Navy  
(CM509)



Steel Blue  
(CM513)



Royal Blue  
(CM508)



Sky Blue  
(CM507)



Baby Blue  
(CM506)



Fern Green  
(CM512)



Lime Green  
(CM503)



Plum  
(CM514)



Ruby Red  
(CM515)



Tomato Red  
(CM501)



Bright Orange  
(CM502)



Burnt Orange  
(CM511)




Black  
(CM516)



Slate Grey  
(CM510)



Alloy Grey  
(CM505)



Camel  
(CM504)

Due to Constant innovation, products may be subject to design and specification changes without notice. Copyright © 2024

## Radius 18 Screen Design



Hung Screen



Spine Screen

## Radius 18 Screen Colour:

### Splice Range:



Due to Constant innovation, products may be subject to design and specification changes without notice. Copyright © 2024



**Breathe Range:**



Navy  
(CM509)



Steel Blue  
(CM513)



Royal Blue  
(CM508)



Sky Blue  
(CM507)



Baby Blue  
(CM506)



Fern Green  
(CM512)



Lime Green  
(CM503)



Plum  
(CM514)



Ruby Red  
(CM515)



Tomato Red  
(CM501)



Bright Orange  
(CM502)



Burnt Orange  
(CM511)




Black  
(CM516)



Slate Grey  
(CM510)



Alloy Grey  
(CM505)



Camel  
(CM504)

Due to Constant innovation, products may be subject to design and specification changes without notice. Copyright © 2024