



**ABAX  
KINGFISHER**



**AVANT**  
PRODUCT DATA SPECIFICATION

## Avant Angled End Reception Desk

Description	
<b>DIMENSIONS</b>	1800mmW x 850mmD x 1100mmH 2100mmW x 850mmD x 1100mmH 2400mmW x 850mmD x 1100mmH
<b>MATERIALS AND CONSTRUCTION</b>	The reception desk is constructed from E0 melamine board
<b>ADJUSTMENT</b>	N/A
<b>FEATURES</b>	Features a contrast angled panel on either the left or right-hand side Offers a sleek and elegant look for any space Suitable for breakout rooms, libraries, offices, classrooms, and more Constructed to withstand daily use in busy environments Materials are easy to clean and maintain Optimizes space while providing functionality
<b>WARRANTY</b>	10 Years
<b>LEAD TIME</b>	49 Days
<b>FINISH</b>	Reception Desk Standard Melamine Colours
<b>CUSTOMISABLE</b>	N/A
<b>ACCESSORIES</b>	N/A

## Reception Desk Standard Melamine Colours


### Solids, Cool Toned Woodgrains and Textures




Parchment




White 200



Polar White



Oyster Grey



Fox



Zincworks



Nouveau Grey



Lava Grey



New Graphite



Fossil



Greystone




Charcoal



Terril



Cinder



Black



Fox Teakwood



Lustrous Elm



Notaio Walnut



Black Birchply



Burnished Wood

## Woodgrains



Soft Walnut



Seasoned Oak



Milkwood



Maison Oak



Calm Oak



Dansk Maple



Raw Birchply



Curly Birch



Classic Oak



Natural Oak



Young Beech



Select Beech



Elegant Oak



Sublime Teak



Tasmanian Oak



Rural Oak



Prime Oak



Planked Urban



Danish Walnut



Natural Walnut

## Pop and Education Colours




Golden Wattle



Coastal Sunshine



Pillarbox



Moroccan Clay



Platypus



Spinifex



Bayleaf




Topiary



Green Slate



Olivine



White Cement



Grey Cement



Portsea



French Navy



Otway